

THE HEALTH WORKFORCE

31

NUMBER OF PRACTICES

Aboriginal Community
Controlled Health Service: 1
Community Health Centre: 5
General Practice: 23
Hospitals: 2 (1 public, 1 private)

1:977

**GP TO POPULATION
RATIO IN LATROBE SA3**

74.8

**ESTIMATED GP
FTE. ACTUAL
NUMBER OF
GPS IS 85**

36.47%
GPS OVER 55

43.53%
PROPORTION OF VR

RWAV SUPPORT

6

**GPS WERE RECRUITED IN LATROBE
VALLEY BY RWAV IN 2018-19**

12

**VACANCIES REGISTERED WITH
RWAV IN LATROBE VALLEY SA3**

58

**GRANTS GIVEN OUT IN 2018-19
FINANCIAL YEAR IN LATROBE
VALLEY SA3**

Education Support Grant: 10
Health Workforce Scholarship Program: 3
Medical Professional Development Program: 13
Relocation Support Grant: 1
Rural Allied Health Support Program: 31

Grampians SA3 grants : 66

OUTREACH SERVICES IN LATROBE:

RHOF

- Obstetrics & Gynaecology
- Midwifery
- Psychiatry
- Paediatrics

HEBHBL:

- ENT
- Audiology

5

**HEALTH
SERVICES**

97

**VISITS FROM
A SPECIALIST
ACROSS THOSE
LOCATIONS**

821

**PATIENT
ENCOUNTERS
ACROSS
THOSE VISITS**

ABOUT RWAV

For more than two decades, Rural Workforce Agency Victoria (RWAV) has worked closely with rural communities to address primary healthcare workforce problems.

RWAV creates sustainable health workforce models that support Victoria's rural, regional and Aboriginal communities. We draw on trusted relationships, smart data and best practice to establish models that are capable, connected and tailored to the communities they serve.

RWAV delivers services throughout rural and regional Victoria home to approximately 2.3 million people. There are 425 primary care centres including 356 GP practices, 47 Community Health Centres and 22 Aboriginal Health Services.

RWAV REGIONAL SUPPORT OFFICERS

Case management support for RWAV placed health professionals with regular contact and visits

- currently managing doctors on RLRP and MDRAP

Business support and provide information and resources to facilitate the operation of a sustainable general practice

Contribute to workforce needs analysis activities and planning strategies that align with current and future community needs

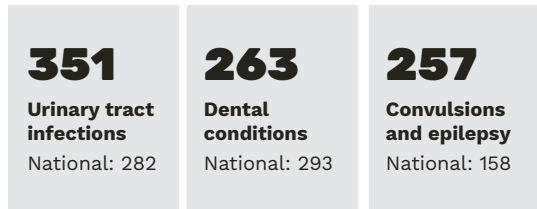
- eg. visit survey and training workshop

POTENTIALLY PREVENTABLE HOSPITALISATIONS (PPH)

ACUTE per 100,000 people (age-standardised)



Top three acute 2017-18

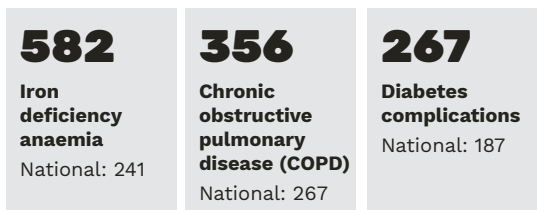


Top three Nationally is Dental 293, Urinary tract infections, including pyelonephritis 282, Cellulitis 258

CHRONIC per 100,000 people (age-standardised)



Top three chronic 2017-18

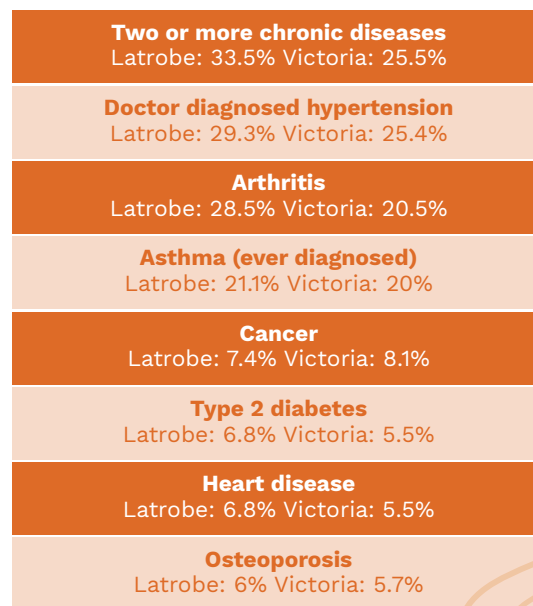


Top three Nationally is COPD 267, Iron Deficiency Anaemia 241, Congestive Cardiac Failure 206

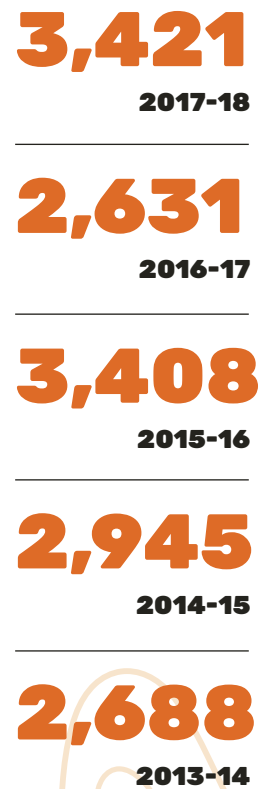
MENTAL HEALTH



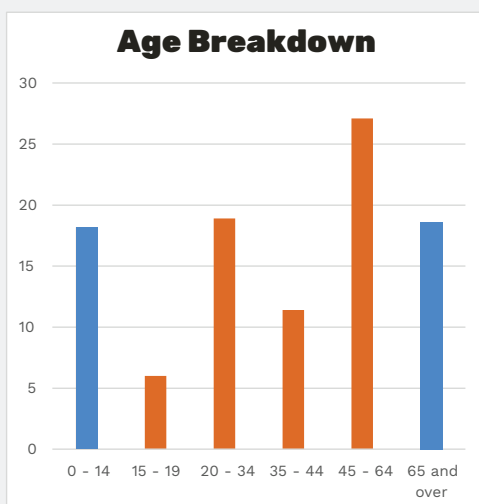
CHRONIC DISEASE



OVER TIME



LATROBE DEMOGRAPHICS



73,099
TOTAL POPULATION

1.6%
ABORIGINAL AND TORRES STRAIT ISLANDER PEOPLE

41
MEDIAN AGE
NATIONAL AVERAGE IS 38

Vulnerable (age) - Children 0-14 years 18.1% of the population, Adults Aged over 65 years 18.6% of the population

Sources:

RWAV database.

Australian institute of Health and Welfare 2019, Potentially preventable hospitalisations in Australia by age groups and small geographic areas, 2017-18, Australian Government, Retrieved 15 November 2019, www.aihw.gov.au.

Department of Health and Human Services, Victorian Population Health Survey, LGA Snapshot 2017, State Government of Victoria, retrieved 15 November 2019, www2.health.vic.gov.au