

Gippsland PHN general practice data analysed for Latrobe Health Advocate

February 2020

Background

Gippsland PHN are supporting an 'Access to Services' project by the Latrobe Health Advocate. At a meeting held 14 January 2020, it was decided that Gippsland PHN do a high level analysis of general practice data based on the following ideas:

- Focus on Latrobe LGA residents to answer questions such as;
 - How many people are accessing Latrobe clinics?
 - How many are accessing clinics outside Latrobe?
 - How many people from outside Latrobe are accessing Latrobe clinics?
 - Who in Latrobe is accessing GP services? Population demographics
- When are Latrobe residents accessing GP services? After hours / weekends...
- What are the top ten health issues (based on GP diagnosis) for Latrobe residents?
- Anything else that may be useful

Patient overview

Patients with a residential postcode in Latrobe City and activity in any general practice in Gippsland using POLAR¹ in 2019 were included.

In Latrobe City, there are 26 general practices and 18 practices (or 69%) are included in the POLAR database.

Notes on data limitations:

- Patient counts do not represent unique patients (patients who visit more than one practice will be included more than once in the patient count)
- Geography is not exact as postcodes cross LGA boundaries

In total, 90,937 patients with a residential address in Latrobe City and general practice activity in 2019 were identified. Figure 1 shows the proportion in Latrobe City practices;

- 85.1% in Latrobe City practices (Figure 1)
- 14.9% in practices outside Latrobe City
- 74.2% (or 67,470 patients) had at least three activities in the same practice over two years (RACGP active), and of these patients;
 - 90.4% used a Latrobe City practice (Figure 2)
 - 9.6% used a practice outside Latrobe City

¹ Gippsland PHN; <https://www.gphn.org.au/programs/data-analysis-extraction-tool-polar-gp/>




Figure 1. Location of general practice use by residents of Latrobe City, with activity in 2019, n=90,937.

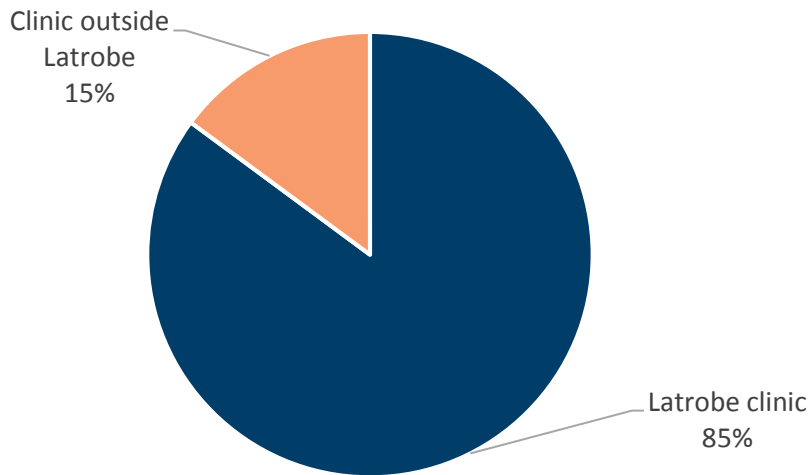
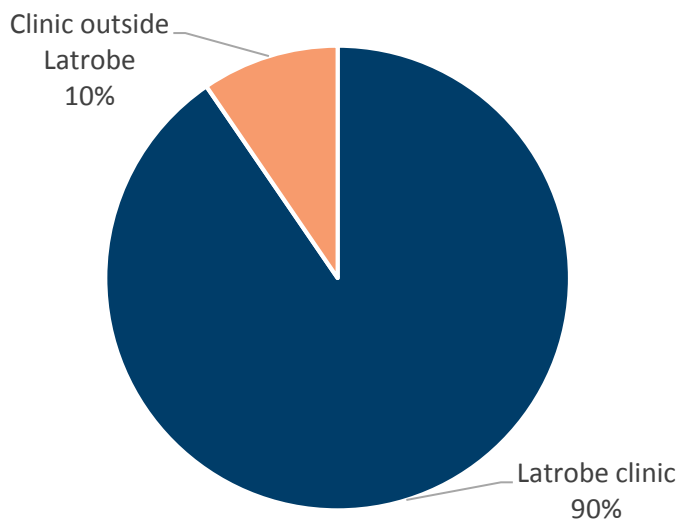


Figure 2. Location of general practice use by residents of Latrobe City with at least three activities in the same general practice over two years (RACGP active), n=67,470.



Patient demographics

Table 1. Demographics of all Latrobe City patients with general practice activity in 2019, n=90,937.

Group of people	Number	Per cent
Female	48,858	53.7%
Children (0-14 years)	10,879	12.0%
People 65 years or older	17,189	18.9%
Aboriginal or Torres Strait Islander*	1,836	2.0%
Ethnicity - non-English speaking*	2,261	2.5%
Pension or concession card holder (including DVA)	37,124	40.8%
LGBTIQ*	355	0.4%
Pregnancy	505	0.6%

* Note: this item is less reliable as it is not well captured in general practice. This can be due to software limitations, incomplete history recorded or limitations due to differences in how data are collected and recorded between practices and clinicians.

Table 2. Demographics of Latrobe City patients with at least three visits to the same general practice over two years (RACGP active), n=67,470.

Group of people	Number	Per cent
Female	37,435	55.5%
Children (0-14 years)	9,709	14.4%
People 65 years or older	15,548	23.0%
Aboriginal or Torres Strait Islander*	1,308	1.9%
Ethnicity - non-English speaking*	1,775	2.6%
Pension or concession card holder (including DVA)	30,086	44.6%
LGBTIQ*	310	0.5%
Pregnancy	456	0.7%

* Note: this item is less reliable as it is not well captured in general practice. This can be due to software limitations, incomplete history recorded or limitations due to differences in how data are collected and recorded between practices and clinicians.

Activities in general practice

Patient activities in a general practice include usual consultations of different lengths with a general practitioner, but can also include telehealth consultations, nurse or allied health consults, visits to a patient's home (including Residential Aged Care facilities), phone calls, emails and electronic messages (SMS). Not all of these activity types are billable through the Medicare Benefits Schedule.

The after-hours period is defined as:

- Before 8.00am and after 6.00pm weekdays
- Before 8.00am and after 12.00pm Saturdays
- All day Sundays and public holidays

Table 3. Time and type of activities for Latrobe City patients in any general practice 2019, n=554,972 activities.

Activity Type	Business hours (weekdays 8am-6pm and Sat 8am-12 noon)	After-hours weekdays 6-8pm	After-hours (all other times and public holidays)	TOTAL	Per cent
Consult at practice	481,243	6,156	11,178	498,577	89.8%
Residential Aged Care facility	5,588	86	190	5,864	1.1%
Home visit	298	<20	<20	298	0.1%
Telephone	2,247	95	27	2,369	0.4%
Hospital	408	<20	<20	408	0.1%
Other (includes non-specified activities, email and SMS)	45,607	592	1,257	47,456	8.6%
TOTAL	535,391	6,929	12,652	554,972	
Per cent	96.5%	1.2%	2.3%		

Patient diagnoses

Table 4. Most common diagnoses for Latrobe City patients with general practice activity in 2019, n=90,937.

SNOMED Text	Patient Count	Per cent
Hypertensive disorder, systemic arterial	14,168	15.6%
Upper respiratory tract infection	9,087	10.0%
Asthma	8,683	9.5%
Depression	8,000	8.8%
Gastroesophageal reflux disease	7,815	8.6%
Hypercholesterolaemia	7,629	8.4%
Osteoarthritis	5,738	6.3%
Tonsillitis	5,172	5.7%
Otitis media	5,158	5.7%
Viral upper respiratory tract infection	5,131	5.6%
Urinary tract infection	5,114	5.6%
Backache	4,522	5.0%
Sinusitis	4,321	4.8%
Diabetes mellitus type 2	4,070	4.5%
Immunisation	3,842	4.2%
Eczema	3,679	4.0%
Dermatitis	3,534	3.9%
Respiratory tract infection	3,374	3.7%
Insomnia	3,314	3.6%
Mixed anxiety and depressive disorder	3,289	3.6%
Pain	3,242	3.6%
Bacterial upper respiratory infection	3,125	3.4%
Anxiety	3,115	3.4%
Hyperlipidaemia	3,047	3.4%
Bronchitis	2,861	3.1%

For more information

Please contact Maria Garrett, Population Health Planner, Gippsland PHN, maria.garrett@gphn.org.au or phone 0447 206 817